

CASTLE PARK THE TREE TRAIL SETTING

Castle Park is in the historic centre of Bristol, on the site of the original Saxon settlement and Bristol Castle. After the Castle was demolished the area grew into the thriving centre of Bristol. In 1940 air raids virtually destroyed the very densely built historic area. It was eventually decided to create a new city centre public park – Castle Park.



From Millerd's Map - 1673 courtesy City Museum

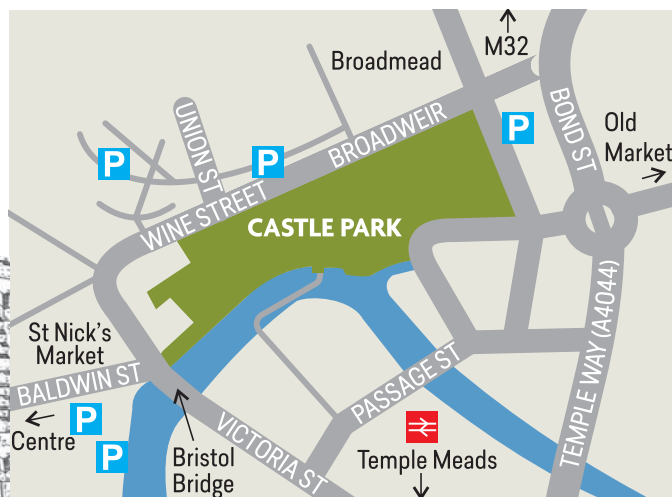
Look out for Information Panels (blue in colour), installed by Bristol City Council. These outline the history of the area and explain the visible remains of the Castle.

Castle Park was opened in 1978. Substantial further features, including several sculptures, were added in the 1990's.

Trees are a very important feature of this public park. They have all been planted within the last 40 years and now provide considerable visual and environmental benefits. They are complemented by older trees in High Street and Wine Street, which as London Planes are particularly valuable for their ability to moderate vehicle pollution. There are some 320 trees in the park. This trail visits 25 trees, which are all labelled.

Location

Postcode: **BS1 3XD** Grid Reference: **ST590730**



Castle Park is in the heart of Bristol, five minutes from the City Centre.

Castle Park is served by buses from all parts of Bristol. For cyclists, National Route 2 passing along the waterfront. There are cycle stands near Bristol Bridge and in the park near the start of the trail.

There are many food and drink premises close by, including the famous St Nicholas's Market, where street food from many nations is available. Why not combine your tree trail with a picnic or a meal?

Sponsors

Tree Trail Leaflet – Bristol Civic Society.
www.bristolcivicsociety.org.uk

Tree Labels – Bristol Naturalists Society.
www.bristolnats.org.uk

The trail can be accessed from the above websites and Bristol City Council at www.bristol.gov.uk/museums-parks-sports-culture/castle-park

Credits

Tree information – Richard Bland.

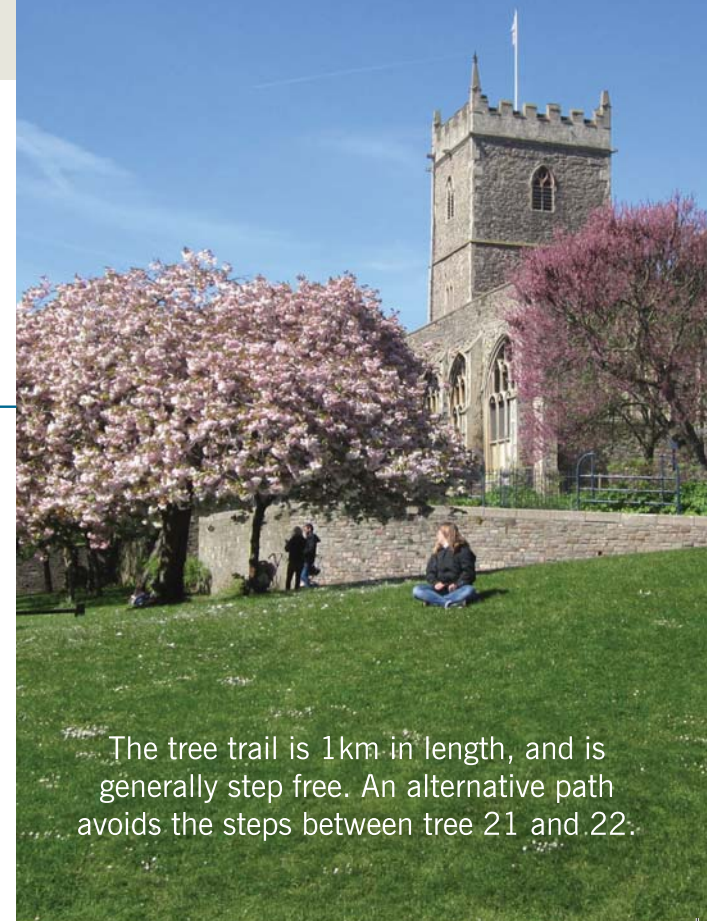
Dave Trigger – Park keeper for 42 years, who planted many of the trees.

Research, illustrations and text – Roger Mortimer and Ann Freeman.

Graphic design – ouch.sorethumb.co.uk

CASTLE PARK TREE TRAIL

Explore the trees of this central Bristol park with this free guide



The tree trail is 1km in length, and is generally step free. An alternative path avoids the steps between tree 21 and 22.

MEMORIALS

Castle Park has an important 'memorial' aspect. This includes:

World War 2

The remains of St Peter's and St Mary Le Port churches. Dedicated to the memory of Bristol civilians and auxiliary service workers who lost their lives in the air raids on Bristol.

Spanish Civil War

A memorial to three Bristol men who gave their lives fighting the Fascists in the war of 1936/39. *On the stone wall below St Peter's.*

The Garden of Peace

Five silver birch trees, planted in 1995 as a memorial to Bristolians who died in the WW2 Normandy landings.

The Peace Grove

A group of cherry trees planted in 1986 to mark the WW2 atomic bombing of Hiroshima. The group includes the following species.

Prunus sargentii, *schmittii*, *serrula*, *shimidsu sakura*, *shirofugen*, *shirotae*, *subhirtella autumnalis*, *snow goose*, *x yedoensis* and *ukon*. Flowers vary from white to dark pink. Some have colourful bark.



SPECIAL TREES

The Great White Cherry *Prunus Tai Haku*

This example of the important *Prunus* species, with pure white flowers, was planted in 2014, the 70th anniversary of the Hiroshima bombing.



The Strawberry tree

Small white flowers appear in the Autumn, at the same time as the large strawberry-like fruit.




The Judas tree (Tree of Judea)

Bright pink spring flowers grow directly from the twigs and branches.



Cherry Avenue

This attractive avenue is part of the route between Bristol Bridge and Wine Street.



CASTLE PARK TREE TRAIL

The walk starts outside St Peter's Church, Castle Park. Opposite the church see:

1 Turkish Hazel *Corylus colurna*
Group of three. Similar to native hazel but fine straight trunk and deeply fissured bark. Small nuts held in spiky cases.



Go down the sloping path beside the tree

2 Mountain Pine *Pinus mugo*
Small pine from Europe. Hard green leaves grow in whorls.



3 The Cherry Avenue
Unusual planting of 21 Japanese Cherry trees.

Turn left and join main footpath. Take care – this path is also a CYCLE route.
On right

4 Fig *Ficus carica*
Probably oldest tree in Park. Growing directly out of harbour wall. Largest of several such figs in Bristol docks area. Seed may have come from Mediterranean cargo.



5 Robinia *Pseudoacacia*
A North American species with rugged bark. White flowers in spring and brown pea pods in autumn.



6 Peace Grove
In the area below St Peter's Church, 25 Japanese Cherry trees of various species. Planted 1986 by Bristol's Lord Mayor and a survivor of the atomic bombing of Hiroshima.

7 Silver Maple *Acer saccharinum*
Dedicated by Amnesty International to The Rights of the Child. Small red flowers in January. Silver underside to Autumn leaves.



8 Japanese Cherry *Prunus Tai-haku*
Pure white flowering cherry, planted 2014, on the 70th anniversary of Hiroshima. Species had died out in Japan but saved by discovery of one specimen in England in 1923. Now planted worldwide.

9 Silver Birch *Betula pendula*
Memorial to Normandy landings 1944, created November 1995. 5 birches for the code-named beaches - Juno, Gold, Sword, Utah, Omaha.



Further along main path on right

10 Common Oak *Quercus robur*
Also known as English Oak. Timber valued historically for shipbuilding. Species supports a wide variety of insects.



On left

11 London Plane *Platanus x hispanica*
Long-lived tree, hybrid species. Pollution resistant, much planted in city streets. Large leaves, colourful bark that is shed continuously. Round spiky fruit hangs in strings.




Part-way up grass bank on left

12 Wych Elm *Ulmus glabra*
Fine large specimen, not affected by the 1970s Dutch Elm Disease. Flowers before appearance of Spring leaves. Drops seeds in May.



Far over to right

13 Austrian Pine *Pinus nigra*
One of several specimens in the Park. Fine, tall growing, with long needles. Retains cones for several years.



Also over to right

14 Ash *Fraxinus excelsior*
Fine specimen of a common species. Dark buds are identifying feature. Ash timber valued for flexibility and strength.



15 Horse Chestnut *Aesculus hippocastanum*
3 specimens of this popular tree, so far free from the disease affecting this species. Fruit, the well-known 'conker'.



16 Small-leaved Lime *Tilia cordata*
A widely planted native species. Flowers are held above the leaves.



17 Large-leaved Lime *Tilia platyphyllos*
The sweet smelling flowers of this lime hang down below their large saucer shaped downy leaves.




18 Common Hawthorn *Crataegus monogyna*
Deeply cut glossy green leaves. White flowers and red berries.



19 Strawberry Tree *Arbutus unedo*
Rare Bristol example of evergreen tree from Spain. White flowers. Fruit like strawberry in appearance but not in taste.



20 Scots Pine *Pinus sylvestris*
One of 4 young trees which grow very tall in native Scotland. 2 short needles. Bark turns red with age.



Route passes Castle Keep remains and public toilet and turns left up slope. Over to left, above castle ruins

21 Eastern Plane *Platanus orientalis*
One of 2 fine large specimens of rare Mediterranean species. Distinctive deeply cut leaves. One parent of the London Plane.



Turn right up steps. (Optional step free route to T.22 - 25. See map).

22 Pleached limes *Tilia x Euchlora*
'Beside Still Waters' sculpture enclosed by pruned and trained lime trees. Note also Hornbeam hedges, which retain leaves in winter.

On paved area to right

23 Sweet Chestnut *Castanea sativa*
Group of 6 trees. Species of Roman origin. Spiky cases contain nuts, edible but usually small in Britain.



On left

24 Judas Tree *Cercis siliquastrum*
Fine Bristol example of rare middle-eastern species. Pink/purple flowers in spring. Distinctive seed pods in autumn. Dark green heart shaped leaves.



25 Common Whitebeam *Sorbus aria*
Elegant tree with distinctive white underside to leaves, and red berries. Bristol is home to a number of Whitebeam species.



Complete walk by visiting Physic Garden to south of church.

The colourful male cone of the Mountain Pine.

